

# OMNIMATE Housing Accessories

OMNIMATE Housing Accessories	Mounting foot	J.2
	Identification systems	J.2
	Screwdrivers	J.3

**MTA**

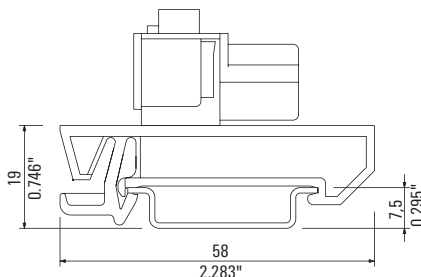
Snap-on foot for terminal rail



The MTA 45 mounting adapter enables many different modules to be securely attached to a terminal rail. The adapter, made of fibreglass-reinforced polyamide, ensures high stability and secure fixity to the terminal rail. It is assembled by simply clipping on, and disassembled by pushing up and tilting the module. No tools are required for this.

**MOFU**

Mounting foot



**WS 10/5**

**WS 12/5**

MultiCard marking



- WS 10/5 = 10 mm long x 5 mm wide
- WS 12/5 = 12 mm long x 5 mm wide
- Delivered as MultiCard 5 mats with 144 markers

**J**

**Ordering data**

Snap-on foot for TS 35			black
Type	Qty.	Order No.	
MTA 30 BK	45	1168970000	
MTA 45 BK	30	1962250000	

**Ordering data**

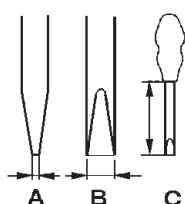
Colour			black
Type	Qty.	Order No.	
Mounting foot Mofu	20	0646210000	

**Ordering data**

Type	Length mm	Order No.
WS 10/5	10	1635000000
WS 12/5	12	1609860000

**SDI**

**VDE-insulated slotted screwdriver**



**VDE-insulated slotted screwdriver, SDI**

- DIN 7437, ISO 2380/2
- Output acc. to DIN 5264, ISO 2380/1
- SoftFinish® handle

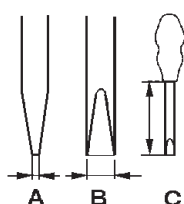


**Ordering data**

Type	Dims (mm)	A	B	C	Order No.
SDI		0,4	2,5	75	9008370000
SDI		0,5	3,0	100	9008380000
SDI		0,6	3,5	100	9008390000
SDI		0,8	4,0	100	9008400000
SDI		1,0	4,5	125	9008910000
SDI		1,0	5,5	125	9008410000
SDI		1,2	6,5	150	9008420000
SDI		1,6	8,0	175	9008430000

**SD**

**Slotted screwdriver with round blade**



**Slotted screwdriver with round blade, SD**

- DIN 5265, ISO 2380/2
- Output acc. to DIN 5264, ISO 2380/1
- ChromTop tip
- SoftFinish® handle



**Ordering data**

Type	Dims (mm)	A	B	C	Order No.
SD		0,4	2,5	75	9009030000
SD		0,5	3,0	80	9008320000
SD		0,6	3,5	100	9008330000
SD		0,8	4,0	100	9008340000
SD		0,8	4,5	125	9009020000
SD		1,0	5,5	150	9008350000
SD		1,2	6,5	150	9009010000

**Tension clamp terminal tool**

**Tool for PCB terminals with tension clamp connections**



You do not need any special tool to connect or disconnect our tension clamp connections. The opening is designed to accommodate a standard 0.6 x 3.5 x 100 screwdriver to DIN 5264-A (with flat blade), also available from Weidmüller.

**SDK PH**

**Crosshead screwdriver**



**Crosshead screwdriver PH (Philips)**

- SDK PH DIN 5262, ISO 8764/2-PH
- Output acc. to ISO 8764-PH
- ChromTop tip
- SoftFinish® grip



**Crosshead screwdriver PZ (PoziDrive)**

- SDK PZ DIN 5262, ISO 8764/2-PZ
- Output acc. to ISO 8764-PZ
- ChromTop tip
- SoftFinish® grip



**Ordering data PH**

Type	Dims (mm)	A	B	C	Order No.
SDK PH0	0			60	9008470000
SDK PH1	1			80	9008480000
SDK PH2	2			100	9008490000
SDK PH3	3			150	9008500000

**Ordering data PZ**

Type	Dims (mm)	A	B	C	Order No.
SDK PZ1	1			80	9008530000
SDK PZ2	2			100	9008540000
SDK PZ3	3			150	9008550000

