

1-phase Switch-mode power supplies connectPower INSTAPOWER

CP SNT 24 W

CP SNT 25 W

CP SNT 48 W

NEW



Power supplies for DIN-rail mounting

- Output voltage adjustable via potentiometer
- Wide-range input: 85...264 VAC / 120...300 VDC (24 W) / 110...370 VDC (25/48W)
- LED status indicator (25/48 W)
- For TS 35 mounting rails
- Option for connecting in parallel
- International approvals for use world-wide



Canada

Weidmuller, Canada
10 Spy Court
Markham, Ontario L3R 5H6
Telephone: (800) 268-4080
Facsimile: (905) 475-2798
Email: info1@weidmuller.ca
Website: www.weidmuller.ca

Mexico

Weidmuller, Mexico
Blvd. Hernamos Serdán 698
Col. San Rafael Oriente
Peubla, Puebla
C.P. 72029, Mexico
Telephone: 01 222 2686227
Facsimile: 01 222 2686219

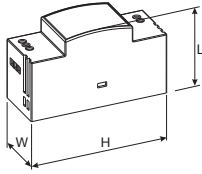
United States

Weidmuller
821 Southlake Blvd.
Richmond, Virginia 23236
Telephone: (800) 849-9343
Facsimile: (804) 379-2593
Email: info@weidmuller.com
Website: www.weidmuller.com

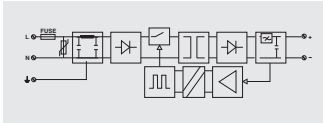
Switch-mode power supplies

connectPower 1-phase

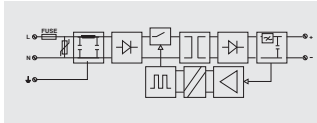
INSTAPOWER



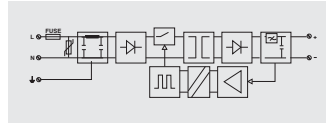
CP SNT 24 W 28 V 1 A



CP SNT 24 W 24 V 1 A



CP SNT 24 W 15 V 1.5 A



Technical data

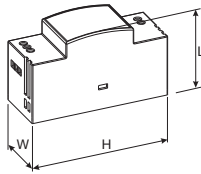
Input	CP SNT 24 W 28 V 1 A	CP SNT 24 W 24 V 1 A	CP SNT 24 W 15 V 1.5 A
Input voltage	85...265 VAC, 120...300 VDC	85...265 VAC, 120...300 VDC	85...265 VAC, 120...300 VDC
Input current	460 mA @ 115 VAC; 250 mA @ 230 VAC	460 mA @ 115 VAC; 250 mA @ 230 VAC	460 mA @ 115 VAC; 250 mA @ 230 VAC
Frequency	50 / 60 Hz	50 / 60 Hz	50 / 60 Hz
Starting current limit	2 A slow-blow fuse (internal)	2 A slow-blow fuse (internal)	2 A slow-blow fuse (internal)
Input fuse low fuse	Varistor	Varistor	Varistor
Oversvoltage Protection	limited by Thermistor	limited by Thermistor	limited by Thermistor
Output			
Output voltage	28 VDC	24 VDC	15 VDC
Output current	1 A	1 A	1.5 A
Max. output power	28 W	24 W	23 W
Residual ripple	< 2%	< 2%	< 2%
Overload protection	Oversvoltage / -thermal switch-off	Oversvoltage / -thermal switch-off	Oversvoltage / -thermal switch-off
Max. capacitance at output	78%	78%	78%
Mains failure bridge-over time	35 ms @ 115 VAC / 160 ms @ 230 VAC	36 ms @ 115 VAC / 160 ms @ 230 VAC	37 ms @ 115 VAC / 160 ms @ 230 VAC
Control at 10...100% load	0.5%	0.5%	0.5%
Parallel operation			
Status display	No	No	No
General data			
Operation temperature	-20°C...+50°C	-20°C...+50°C	-20°C...+50°C
Storage temperature	-40°C...+85°C	-40°C...+85°C	-40°C...+85°C
Relative humidity			
Isolation input / output			
Standards	EN 50178, EN 60950, IEC950	EN 50178, EN 60950, IEC950	EN 50178, EN 60950, IEC950
EMC standards	EN 50081-1, 2; EN 61000-6-2, 3; EN 50082-1	EN 50081-1, 2; EN 61000-6-2, 3; EN 50082-1	EN 50081-1, 2; EN 61000-6-2, 3; EN 50082-1
Approvals	CSA / CE / cULus / Class 1 Div 2	CSA / CE / cULus / Class 1 Div 2	CSA / CE / cULus / Class 1 Div 2
Mounting position	Horizontal on TS 35 mounting rail	Horizontal on TS 35 mounting rail	Horizontal on TS 35 mounting rail
Assembly			
Dimensions			
Clamping range (rating- / min. / max.)	2.5/ 0.5 / 4	2.5/ 0.5 / 4	2.5/ 0.5 / 4
Length x width x height	62.5 x 52 x 90.5	62.5 x 52 x 90.5	62.5 x 52 x 90.5
Note	Derating: 33% @ 60°C	Derating: 33% @ 60°C	Derating: 33% @ 60°C

Ordering data

Type	Part No.	Type	Part No.	Type	Part No.
CP SNT 24W 28V 1A	9928890028	CP SNT 24W 24V 1A	9928890024	CP SNT 24W 15V 1.5A	9928890015

connectPower 1-phase

INSTAPOWER



CP SNT 24 W 12 V 1.5 A

Class 1
Div. 2
APPROVED

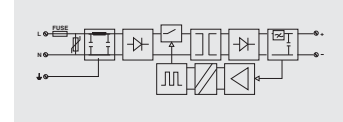
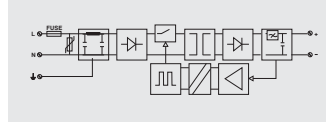
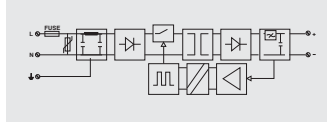


CP SNT 24 W 5 V 2 A

Class 1
Div. 2
APPROVED



CP SNT 25 W 5 V 5 A



Technical data

Input

Input voltage	85...265 VAC, 120...300 VDC
Input current	460 mA @ 115 VAC; 250 mA @ 230 VAC
Frequency	50 / 60 Hz
Starting current limit	2 A slow-blow fuse (internal)
Input fuse low fuse	Varistor
Oversvoltage Protection	limited by Thermistor
Output	
Output voltage	12 VDC
Output current	1.5 A
Max. output power	18 W
Residual ripple	< 2%
Overload protection	Oversvoltage / -thermal switch-off
Max. capacitance at output	78%
Mains failure bridge-over time	37 ms @ 115 VAC / 160 ms @ 230 VAC
Control at 10...100% load	0.5%
Parallel operation	

Status display

Status display	No
General data	
Operation temperature	-20°C...+50°C
Storage temperature	-40°C...+85°C
Relative humidity	
Isolation input / output	
Standards	EN 50178, EN 60950, IEC950
EMC standards	EN 50081-1, 2; EN 61000-6-2, 3; EN 50082-1
Approvals	CSA / CE / cULus / Class 1 Div 2
Mounting position	Horizontal on TS 35 mounting rail
Assembly	

Dimensions

Clamping range (rating- / min. / max.)	mm ²
Length x width x height	mm

Note

Screw connection

Clamping range (rating- / min. / max.)	2.5 / 0.5 / 4
Length x width x height	62.5 x 52 x 90.5

Derating: 33% @ 60°C

Screw connection

Clamping range (rating- / min. / max.)	2.5 / 0.5 / 4
Length x width x height	62.5 x 52 x 90.5

Derating: 33% @ 60°C

Screw connection

Clamping range (rating- / min. / max.)	2.5 / 0.5 / 4
Length x width x height	62.5 x 70 x 90.5

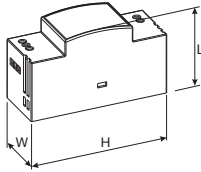
Ordering data

Type	Part No.	Type	Part No.	Type	Part No.
CP SNT 24W 12V 1.5A	9928890012	CP SNT 24W 5V 2A	9928890005	CP SNT 25W 5V 5A	8754960000

Switch-mode power supplies

connectPower 1-phase

INSTAPOWER



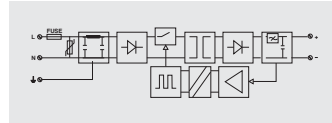
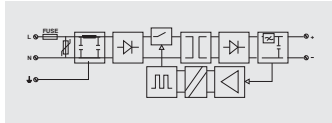
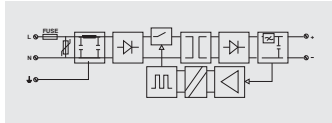
CP SNT 48W 12V 4A



CP SNT 48W 24V 2A



CP SNT 48W 48V 1A



Technical data

Input	CP SNT 48W 12V 4A	CP SNT 48W 24V 2A	CP SNT 48W 48V 1A
Input voltage	85...264 VAC; 110...370 VDC	85...264 VAC; 110...370 VDC	85...264 VAC; 110...370 VDC
Input current	500 mA @ 230 VAC	500 mA @ 230 VAC	500 mA @ 230 VAC
Frequency	50/60 Hz	50/60 Hz	50/60 Hz
Starting current limit	Fuse 2.5 A (T) / 250 V	Fuse 2.5 A (T) / 250 V	Fuse 2.5 A (T) / 250 V
Input fuse low fuse	Varistor	Varistor	Varistor
Oversvoltage Protection	limited	limited	limited
Output			
Output voltage	9...15 VDC (adjustable via potentiometer)	15...28 VDC (adjustable via potentiometer)	46...55 VDC (adjustable via potentiometer)
Output current	4 A	2 A	1 A
Max. output power	48 W	48 W	48 W
Residual ripple	120 mVss const. from	120 mVss const. from	120 mVss const. from
Overload protection	105%...150% max. rated output power, automatic restart	105%...150% max. rated output power, automatic restart	105%...150% max. rated output power, automatic restart
Max. capacitance at output	> 75%	> 78%	> 80%
Mains failure bridge-over time	> 50 ms @ 230 VAC	> 50 ms @ 230 VAC	> 50 ms @ 230 VAC
Control at 10...100% load	1%	1%	1%
Parallel operation	max. 3 devices (nominal voltages must be adjusted to +/- 20 mv)	max. 3 devices (nominal voltages must be adjusted to +/- 20 mv)	max. 3 devices (nominal voltages must be adjusted to +/- 20 mv)
Status display	LED green	LED green	LED green
General data			
Operation temperature	-10°C...+70°C (derating from 55°C)	-10°C...+70°C (derating from 55°C)	-10°C...+70°C (derating from 55°C)
Storage temperature	-20°C...+85°C	-20°C...+85°C	-20°C...+85°C
Relative humidity	Up to 95% at 40°C, no condensation	Up to 95% at 40°C, no condensation	Up to 95% at 40°C, no condensation
Isolation input / output	3 kV AC	3 kV AC	3 kV AC
Standards	EN 60950 (SELV), EN 50178 (PELV)	EN 60950 (SELV), EN 50178 (PELV)	EN 60950 (SELV), EN 50178 (PELV)
EMC standards	EN 61000-6-2 /-3 /-4, EN 55011, EN 55022, EN 61000-3-2 /-3	EN 61000-6-2 /-3 /-4, EN 55011, EN 55022, EN 61000-3-2 /-3	EN 61000-6-2 /-3 /-4, EN 55011, EN 55022, EN 61000-3-2 /-3
Approvals	CSA / CE / UL 508 / cURus 60950 / GS	CSA / CE / UL 508 / cURus 60950 / GS	CSA / CE / UL 508 / cURus 60950 / GS
Mounting position	Horizontal on TS 35 mounting rail	Horizontal on TS 35 mounting rail	Horizontal on TS 35 mounting rail
Assembly	Mount side-by-side; clearance above/below > 30 mm	Mount side-by-side; clearance above/below > 30 mm	Mount side-by-side; clearance above/below > 30 mm
	ca. 0.2 kg	ca. 0.2 kg	ca. 0.2 kg
Dimensions			
Clamping range (rating- / min. / max.)	mm ² 2.5/ 0.5 / 4	2.5/ 0.5 / 4	2.5/ 0.5 / 4
Length x width x height	mm 62.5 x 70 x 90.5	62.5 x 70 x 90.5	62.5 x 70 x 90.5
Note			
Ordering data			
	Type CP SNT 48W 12V 4A	Part No. 8754970000	Type CP SNT 48W 24V 2A
			Part No. 8739140000
			Type CP SNT 48W 48V 1A
			Part No. 8879230000