

Speedline®

When fast is everything

North America

Now
includes
Metric and PG
 housings!



About Speedline® 48hr Quick Ship

Speedline® Service guarantees the availability of our most popular Heavy Duty Connector (HDC) products, such as Weidmuller's RockStar® Housings, Inserts and Cable Glands, so OEMs can make last-minute connections fast!

48 Hour Shipping

All components (approximately 150) in this brochure are available to ship within 48 hours of your order, excluding weekends and holidays. 48-hour shipping is not guaranteed for order quantities in excess of available stock or due to unforeseen circumstances. In these cases, Weidmuller will make every effort to fulfill your order.

RockStar® IP65 Housings

All housings (both die-cast aluminum and polyamide) feature rustproof stainless steel levers and are laser etched with part numbers for easy identification. Quick ship options include:

- SlimLine housings (narrow for higher density SlimLine inserts)
- Standard housings with 1 or 2 lever options
- PG and Metric Thread (NEW)
- Top gland entry or Side gland entry

RockStar® Fixed Inserts

RockStar® inserts are made from the best materials to guarantee a high quality electrical connection up to 500 mating cycles. Quick ship options include:

- SlimLine inserts (higher pole count, smaller footprint)
- Standard inserts with traditional screw clamp, and time saving options, such as Push-In and tension clamp (NEW)



Glands and Adapters

Glands included in this program are rated for IP65 to maintain an assembly rating of IP65 when assembled properly. Adapters are approved up to IP54, and therefore derate the assembly to IP54 when used with our housings.

- Metric and PG Glands in plastic or brass
- PG to NPT Adapters (brass)

HDC Kits

Speed up your process even further with our pre-packaged HDC Kits. Kits include both male and female inserts, hood, bulkhead and gland - everything you need to wire your complete assembly.




Visit us at www.weidmuller.com for full product information, including specifications and bulkhead knock-out dimensions.

HDC SlimLine Kits - HE (Aluminum) or HA (Plastic) Housings



Kit Part and Description			Kits Include These Components				
Part Number	Insert (Poles)	Housing Description	Inserts - Screw F (Female) M (Male)	Hood Part Number	Bulkhead Part Number	Gland Part Number	
1712560000	3+ ⊕	HE housing w/ PG11 top entry	F - 1498200000; M - 1498100000	1652470000	1497600000	1569080000	
1802470000	3+ ⊕	HE housing w/ M20 top entry	F - 1498200000; M - 1498100000	1788820000	1497600000	1772220000	
1712570000	3+ ⊕	HA housing w/ PG11 top entry	F - 1498200000; M - 1498100000	1652380000	1652410000	1568990000	
1802460000	3+ ⊕	HA housing w/ M20 top entry	F - 1498200000; M - 1498100000	1788520000	1652410000	1772300000	
1712600000	4+ ⊕	HA housing w/ PG11 top entry	F - 1498400000; M - 1498300000	1652380000	1652410000	1568990000	
1802440000	4+ ⊕	HE housing w/ M20 top entry	F - 1498400000; M - 1498300000	1788820000	1497600000	1772220000	

HDC Standard Kits - HE (Aluminum) Housings



Kit Part and Description				Kits Include These Components				
Screw Clamp Part Number	Push-In Part Number	Insert (Poles)	Housing Description	Inserts - Screw F (Female) M (Male)	Inserts - Push-In F (Female) M (Male)	Hood Part Number	Bulkhead Part Number	Gland Part Number
1712460000		6+ ⊕	PG16 side entry, 1 lever	F - 1200200000; M - 1200000000		1652520000	1202100000	1569100000
1802730000		6+ ⊕	M20 side entry, 1 lever	F - 1200200000; M - 1200000000		1788100000	1202100000	1772220000
1712660000		6+ ⊕	PG16 top entry, 1 lever	F - 1200200000; M - 1200000000		1652640000	1202100000	1569100000
1802740000		6+ ⊕	M20 top entry, 1 lever	F - 1200200000; M - 1200000000		1788120000	1202100000	1772220000
1712510000		10+ ⊕	PG16 side entry, 2 levers	F - 1204100000; M - 1203900000		1654070000	1205000000	1569100000
1802420000		10+ ⊕	M25 side entry, 2 levers	F - 1204100000; M - 1203900000		1787550000	1205000000	1772230000
1712670000		10+ ⊕	PG16 top entry, 2 levers	F - 1204100000; M - 1203900000		1654220000	1205000000	1569100000
1802410000		10+ ⊕	M25 top entry, 2 levers	F - 1204100000; M - 1203900000		1787590000	1205000000	1772230000
1712520000	1027640000	16+ ⊕	PG21 side entry, 2 levers	F - 1207700000; M - 1207500000	F - 1873560000; M - 1873570000	1656480000	1208600000	1569110000
1802400000		16+ ⊕	M25 side entry, 2 levers	F - 1207700000; M - 1207500000		1788180000	1208600000	1772230000
1712680000	1061750000	16+ ⊕	PG21 top entry, 2 levers	F - 1207700000; M - 1207500000	F - 1873560000; M - 1873570000	1656590000	1208600000	1569110000
1802390000		16+ ⊕	M25 top entry, 2 levers	F - 1207700000; M - 1207500000		1788210000	1208600000	1772230000
1712530000	1061780000	24+ ⊕	PG21 side entry, 2 levers	F - 1211300000; M - 1211100000	F - 1873580000; M - 1873590000	1661230000	1212400000	1569110000
1802380000	1061790000	24+ ⊕	M32 side entry, 2 levers	F - 1211300000; M - 1211100000	F - 1873580000; M - 1873590000	1787750000	1212400000	1772240000
1712690000	1061800000	24+ ⊕	PG21 top entry, 2 levers	F - 1211300000; M - 1211100000	F - 1873580000; M - 1873590000	1661370000	1212400000	1569110000
1802480000	1061700000	24+ ⊕	M32 top entry, 2 levers	F - 1211300000; M - 1211100000	F - 1873580000; M - 1873590000	1787810000	1212400000	1772240000

For additional configurations, please contact your Weidmuller Sales Representative.

HDC Housings

The high quality workmanship of RockStar® IP65 housings begins with the material from which all interlock mechanisms are made - stainless steel. Our patented omega spring guarantees a long lifespan with high resistance to corrosion and impact. Additionally, for the die-cast aluminum housings, multi-stage surface sealing provides years of safety and reliability - even under the most extreme conditions.

SlimLine Housings - HE (Aluminum) or HA (Plastic) Housings

Housing Size	Locking Lever(s)	Housing Material	Cable Entry/Size	Hood Part Number	Bulkhead Part Number
1	1	HE	Top/PG11	1652470000	1497600000
1	1	HE	Top/M20	1788820000	1497600000
1	1	HA	Top/PG11	1652380000	1652410000
1	1	HA	Top/M20	1788520000	1652410000
1	1	HE	Side/PG11	1652480000	1497600000
2	1	HE	Top/PG16	1663930000	1664040000
2	1	HE	Side/PG21	1663870000	1664040000
5	1	HE	Top/PG21	1664870000	1664920000
5	1	HE	Side/PG21	1664750000	1664920000



Size 1 Hood (Top)



Size 1 Bulkhead (1 Lever)

Standard Housings - HE (Aluminum)

Housing Size	Locking Lever(s)	Housing Material	Cable Entry/Size	Hood Part Number	Bulkhead Part Number
3	1	HE	Side/PG16	1652520000	1202100000
3	1	HE	Side/M20	1788100000	1202100000
3	1	HE	Top/PG16	1652640000	1202100000
3	1	HE	Top/M20	1788120000	1202100000
4	1	HE	Side/PG16	1655210000	1206100000
4	1	HE	Side/M25	1787580000	1206100000
4	2	HE	Side/PG21	1654090000	1205000000
4	2	HE	Side/M25	1787550000	1205000000
4	2	HE	Top/PG21	1654240000	1205000000
4	2	HE	Top/M25	1787590000	1205000000
6	1	HE	Side/PG21	1657850000	1209700000
6	1	HE	Side/M25	1788200000	1209700000
6	1	HE	Top/PG21	1657960000	1210100000*
6	1	HE	Top/M25	1788230000	1210100000*
6	2	HE	Side/PG21	1656480000	1208600000
6	2	HE	Side/M25	1788180000	1208600000
6	2	HE	Top/PG21	1656590000	1208600000
6	2	HE	Top/M25	1788210000	1208600000
8	2	HE	Side/PG29	1661240000	1212400000
8	2	HE	Side/M32	1787750000	1212400000
8	2	HE	Top/PG29	1661380000	1212400000
8	2	HE	Top/M32	1787810000	1212400000
8	1	HE	Side/PG21	1662390000	1213900000
8	1	HE	Side/M32	1787790000	1213900000
8	1	HE	Top/PG21	1662540000	1214300000*
8	1	HE	Top/M32	1787850000	1214300000*



Hood (Top Entry, 1 Lever)



Bulkhead (1 Lever)



Hood (Side Entry, 2 Levers)



Bulkhead (2 Levers)

Housing Specifications

Approvals:	UL/CSA Electrical
IP Ratings:	65
Levers:	Stainless Steel
Housings Materials:	HA - Polyamide Plastic HE - Die-cast Aluminum Alloy
Temperature Range:	-40°C...+125°C

* High profile (taller bulkhead housing)

HDC Inserts

All inserts included in the Speedline® quick-ship program are fixed-pole inserts made from glass-fiber-reinforced polycarbonate, distinguished by its low water absorption and high levels of dimensional stability. When allowable connector space is tight, SlimLine inserts and housings provide maximum pole counts in a narrow profile. Unlike SlimLine options, standard RockStar® inserts featured here are dimensionally similar to other manufacturer specifications and are offered in three of Weidmuller's reliable wire clamping technologies: screw, push-in and tension clamp.

SlimLine Inserts



Example: 3- or 4-Pole Male / Female



Example: 10- or 16-Pole Male / Female

Poles	Housing Size	Termination Type	Female Inserts	Male Inserts
3+ ⊕	1	Screw	1498200000	1498100000
4+ ⊕	1	Screw	1498400000	1498300000
10+ ⊕	2	Screw	1650620000	1650610000
16+ ⊕	5	Screw	1650780000	1650770000

SlimLine Insert Specifications

Approvals:	UL/CSA Electrical
Ratings:	600V / 22A
Material:	Glass Fiber Reinforced Polycarbonate
Temperature Range:	-40°C...+125°C
Screw Clamp Range:	20 -14AWG

Standard Inserts



6-Pole Male / Female



10-Pole Male / Female



16-Pole Male / Female



24-Pole Male / Female

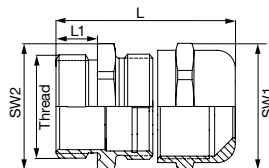
Poles	Housing Size	Termination Type	Female Inserts	Male Inserts
6+ ⊕	3	Screw	1200200000	1200000000
6+ ⊕	3	Push-In	1873520000	1873530000
6+ ⊕	3	Tension Clamp	1745760000	1745820000
10+ ⊕	4	Screw	1203900000	1204100000
10+ ⊕	4	Push-In	1873540000	1873550000
10+ ⊕	4	Tension Clamp	1745770000	1745830000
16+ ⊕	6	Screw	1207700000	1207500000
16+ ⊕	6	Push-In	1873560000	1873570000
16+ ⊕	6	Tension Clamp	1745780000	1745840000
24+ ⊕	8	Screw	1211300000	1211100000
24+ ⊕	8	Push-In	1873580000	1873590000
24+ ⊕	8	Tension Clamp	1745790000	1745850000

Standard Insert Specifications

Approvals:	UL/CSA Electrical
Ratings:	600V / 16A (Size 3 is 24A)
Material:	Glass Fiber Reinforced Polycarbonate
Temperature Range:	-40°C...+125°C
Screw Clamp Range:	20 -12AWG

For additional configurations, please contact your Weidmuller Sales Representative.

Cable Glands (PG and Metric) and Adapters (PG to NPT)

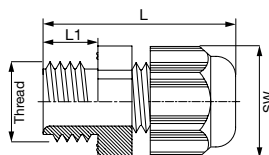


Cable Glands, Metal - IP68

Description	Thread-size	Wire Range - Dia (mm)	L/L1 (mm)	SW1/SW2 (mm)	Part Number
VG 11-MS68	PG 11	5 - 10	32 / 6	20	1569080000
VG 16-MS68	PG 16	10 - 14	34.5 / 6.5	24	1569100000
VG 21-MS68	PG 21	13 - 18	39.7 / 7.2	30	1569110000
VG 29-MS68	PG 29	18 - 25	46.5 / 8	40	1569120000
VG M20-1/MS68	M20	6 - 12	34.5 / 8	22	1772220000
VG M25-1/MS68	M25	10 - 14	35.7 / 8	24 / 27	1772230000
VG M32-1/MS68	M32	13 - 18	42 / 9	30 / 34	1772240000

Specifications

Material:	Brass, Nickel-plated
Seal Insert:	Nitrile and Chlorprene Rubber
Clamp Insert:	Polyamide
Temperature Range:	-40°C...+100°C
Protection:	IP68

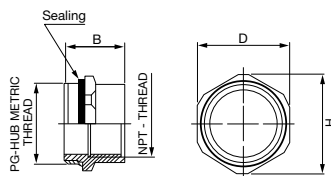


Cable Glands, Plastic - IP68

Description	Thread-size	Wire Range - Dia (mm)	L/L1 (mm)	SW1/SW2 (mm)	Part Number
VG 11-K68	PG 11	5 - 10	37 / 8	22	1568990000
VG 16-K68	PG 16	10 - 14	42 / 10	27	1569010000
VG 21-K68	PG 21	13 - 18	48 / 11	33	1569020000
VG 29-K68	PG 29	18 - 25	52 / 11	42	1569030000
VG M20-1/MS68	M20	6 - 12	39.5 / 10	24	1772300000
VG M25-1/MS68	M25	13 - 18	47 / 10	33	1772310000
VG M32-1/MS68	M32	18 - 25	56 / 15	42	1772320000

Specifications

Material:	Polyamide 6 / Light Grey
Seal Insert:	Chlorprene Rubber
Temperature Range:	-30°C...+100°C
Protection:	IP68
Flammability Rating:	V2



Cable Adapters - PG to NPT

Description	Thread-size	NPT	B (mm)	H (mm)	D (mm)	Part Number
PG 16 to NPT 1/2"	PG 16	1/2"	22.8	29.2	27	1712360000
PG 21 to NPT 3/4"	PG 21	3/4"	25	35.2	32	1712370000
PG 29 to NPT 1"	PG 29	1"	30	43.5	40	1712390000

Specifications

Material:	Brass, Nickel-plated
Temperature Range:	-40°C...+100°C
Protection:	IP54

For additional configurations and colors, please contact your Weidmuller Sales Representative.


Weidmuller Speedline Service

Cross Reference

Contact Weidmuller Technical Support for additional cross reference assistance:

USA: 800-849-9343 or info@weidmuller.com

CANADA: 800-268-4080 or info1@weidmuller.ca

ILME	Contact Lapp	Harting	Weidmüller 			
Inserts						
Screw Inserts M/F Part ID	Screw Inserts M/F Part ID	Screw Inserts M/F Part ID	Size	Poles	Insert Male/Female Screw Inserts Part No.	Insert Male/Female Push-In Inserts Part No.
CKM-03 - Male CKF-03 - Female	10420000 - Male 10421000 - Female	09-20-003-2611 - Male 09-20-003-2711 - Female	1	3+ ⊕	1498100000 - Male 1498200000 - Female	N/A
CKM-04 - Male CKF-04 - Female	10431000 - Male 10432000 - Female	09-20-004-2611 - Male 09-20-004-2711 - Female	1	4+ ⊕	1498300000 - Male 1498400000 - Female	N/A
CDAM-10 - Male CDAF-10 - Female	10440100 - Male 10441100 - Female	09-20-010-2612 - Male 09-20-010-2812 - Female	2	10+ ⊕	1650610000 - Male 1650620000 - Female	N/A
CNEM-06 T - Male CNEF-06 T - Female	10190000 - Male 10191000 - Female	09-33-006-2601 - Male 09-33-006-2701 - Female	3	6+ ⊕	1200000000 - Male 1200200000 - Female	1873530000 - Male 1873520000 - Female
CNEM-10 T - Male CNEF-10 T - Female	10192000 - Male 10193000 - Female	09-33-010-2601 - Male 09-33-010-2701 - Female	4	10+ ⊕	1203900000 - Male 1204100000 - Female	1873550000 - Male 1873540000 - Female
CDAM-16 - Male CDAF-16 - Female	10530000 - Male 10531000 - Female	09-20-016-2612 - Male 09-20-016-2812 - Female	5	16+ ⊕	1650770000 - Male 1650780000 - Female	N/A
CNEM-16 T - Male CNEF-16 T - Female	10194000 - Male 10195000 - Female	09-33-016-2601 - Male 09-33-016-2701 - Female	6	16+ ⊕	1207500000 - Male 1207700000 - Female	1873570000 - Male 1873560000 - Female
CNEM-24 T - Male CNEF-24 T - Female	10196000 - Male 10197000 - Female	09-33-024-2601 - Male 09-33-024-2701 - Female	8	24+ ⊕	1211100000 - Male 1211300000 - Female	1873590000 - Male 1873580000 - Female
Housing - Hoods						
ILME Parts (PG/Metric)	Contact Lapp Parts (PG/Metric)	Harting Parts (PG/Metric)	Size	PG Thread Hood Part No.	Metric Thread Hood Part No.	Description
CKA-03 VS / MKA-V20	10426500 / 19426500	09-20-003-1440 / 19-20-003-1440	1	1652470000	1788820000	Top / PG11 or M20, Metal
CKA-03 VAS / MKA-VA20	10427500 / 19427500	09-20-003-1640 / 19-20-003-1640	1	1652480000		Side/ PG11 or M20, Metal
CK-03 VNS / MK-VN20	10426400 / Metric N/A	09-20-003-0420 / 19-20-003-0420	1	1652380000	1788520000	Hood/ PG11 or M20, Plastic
CZAV-15L16 / MZAV-15L20	104461 / 19446000	09-20-010-0440 / 19-20-010-1440	2	1663930000		Top / PG16 or M20, Metal
CZAO-15L21 / MZAO-15L20	704624 / 79462200	09-20-010-0541 / 19-20-010-0540	2	1663870000		Side/ PG21 or M20, Metal
CHV-06L16 / MHV-06L20	100210 / 19011000	09-30-006-1441 / 19-30-006-1440	3	1652640000	1788120000	Top / PG16 or M20, Metal
CHO-06L16 / MHO-06L20	100220 / 19012000	09-30-006-1541 / 19-30-006-1540	3	1652520000	1788100000	Side/ PG16 or M20, Metal
CAV-10.21 / Metric N/A	100401 / 19040100	PG N/A / 19-30-010-1441	4	1654240000	1787590000	Top / PG21 or M25, Metal
CAO-10.21 / Metric N/A	100421 / 19042100	PG N/A / 19-30-010-1541	4	1654090000	1787550000	Side/ PG21 or M25, Metal
CZAV-25L21 / MZAV-25L25	704904 / 79490400	09-20-016-0441 / Metric N/A	5	1664870000		Top / PG21 or M25, Metal
CZAO-25L21 / MZAO-25L25	704924 / 79492400	09-20-016-0541 / Metric N/A	5	1664750000		Side/ PG21 or M25, Metal
CAV-16.21 / Metric N/A	100800 / 19080000	09-30-016-1420 / 19-30-016-1421	6	1656590000	1788210000	Top / PG21 or M25, Metal
CHO-16 / MHO-16.25	100820 / 19082000	09-30-016-1520 / 19-30-016-1521	6	1656480000	1788180000	Side/ PG21 or M25, Metal
CHV-16 L / MHV-16 L25	100809 / 19080900	09-30-016-1440 / 19-30-016-1441	6	1657960000	1788230000	Top/PG21 or M25, Metal
CHV-24.29 / MHV-24.32	101110 / 19111000	09-30-024-1421 / 19-30-024-1422	8	1661380000	1787810000	Top / PG29 or M32, Metal
PG N/A / MHO-24.32	101230 / 19123000	09-30-024-1520 / 19-30-024-1522	8	1661240000	1787750000	Side/ PG29 or M32, Metal
CHV-24 L / MHV-24 L32	101219 / 19111900	No Offering	8	1662540000	1787850000	Top/PG21 or M32, Metal
Housing - Panel Mount Bulk Heads						
ILME Part No.	Contact Lapp Part No.	Harting Part No.	Size	Part Number	Bulkheads	
CKAX-03 I	10422500	09-20-003-0301	1	1497600000	Bulkhead - Sgl. Lever, Metal	
CK-03 I	10422000	09-20-003-0320	1	1652410000	Bulkhead - Sgl. Lever, Plastic	
CZI-15 L	10442000	09-20-010-0301	2	1664040000	Bulkhead - Sgl. Lever, Metal	
CHI-06 L	10003000	09-30-006-0301	3	1202100000	Bulkhead - Sgl. Lever, Metal	
CHI-10 L	10032900	09-30-010-0305	4	1206100000	Bulkhead - Sgl. Lever, Metal	
CHI-10	10032000	09-30-010-0301	4	1205000000	Bulkhead - Dbl. Lever, Metal	
CZ7i-25 L	10462000	09-20-016-0301	5	1664920000	Bulkhead - Sgl. Lever, Metal	
CHI-16 L	10072900	09-30-016-0307	6	1209700000	Bulkhead - Sgl. Lever, Metal	
N/A	10073900	09-30-016-0318	6	1210100000	Bulkhead w/ Cover - Sgl. Lever, Metal	
C7i-16	10072000	09-30-016-0301	6	1208600000	Bulkhead - Dbl. Lever, Metal	
CHI-16 L	10102900	09-30-024-0307	8	1213900000	Bulkhead - Sgl. Lever, Metal	
CHI-16 LS	10103900	09-30-024-0318	8	1214300000	Bulkhead w/ Cover - Sgl. Lever, Metal	
CHI-24	10102000	09-30-024-0301	8	1212400000	Bulkhead - Dbl. Lever, Metal	

NOTE: The cross table above provides Weidmuller's suggestion for the closest part match; However, please be sure to check specifications carefully prior to purchase as some items may not be cross-compatible between manufacturers.

Weidmuller – Partner in Industrial Connectivity

As experienced experts we support our customers and partners around the world with products, solutions and services in the industrial environment of power, signal and data. We are at home in their industries and markets and know the technological challenges of tomorrow. We are therefore continuously developing innovative, sustainable and useful solutions for their individual needs. Together we set standards in Industrial Connectivity.



When There's No Time to Spare.

Speedline® delivers Weidmuller RockStar® Rectangular Connectors, Fixed Inserts, and Cable Glands in commonly used sizes and configurations.

Make Your Last Minute Connections Fast!

If you need to make last minute connections fast, we can ship within 48 hours.*

*All components in this brochure are available to ship within 48 hours of your order, excluding weekends and holidays. 48-hour shipping is not guaranteed for order quantities in excess of available stock or due to unforeseen circumstances. In these cases, Weidmuller will make every effort to fulfill your order.

48

Weidmuller, United States
821 Southlake Blvd.
Richmond, Virginia 23236
Telephone: (800) 849-9343
Facsimile: (804) 379-2593
Email: info@weidmuller.com
Website: www.weidmuller.com

Weidmuller, Canada
10 Spy Court
Markham, Ontario L3R 5H6
Telephone: (800) 268-4080
Facsimile: (905) 475-2798
Email: info1@weidmuller.ca
Website: www.weidmuller.ca

Weidmuller, Mexico
Blvd. Hermanos Serdán 698,
Col. San Rafael Oriente
Puebla, Puebla, Mexico
C.P. 72029
Telephone: 01 222 2686267
Facsimile: 01 222 2686219
Email: clientes@weidmuller.com.mx
Website: www.weidmuller.com.mx